

Getting Started

Your myTAG kit will come with a USER ID and PASSWORD. Login by clicking on the LOGIN button on the www.veriTAg.com home page.

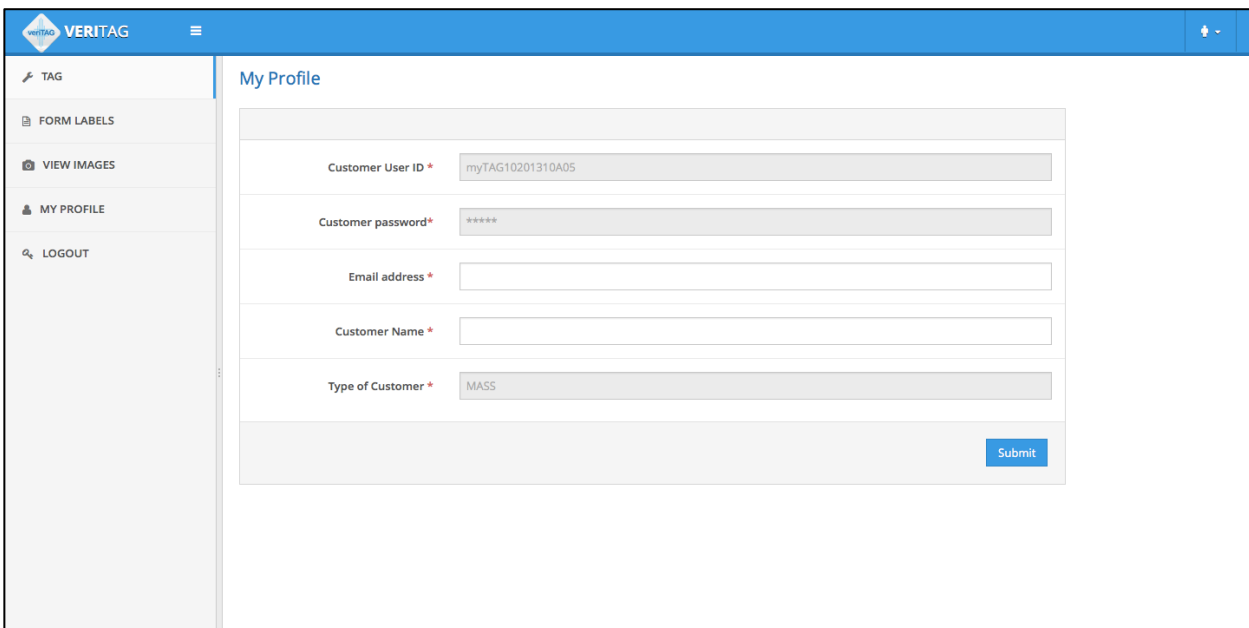
You will be presented with a login window where you will need to key in this USER ID and PASSWORD.

Main Screen

The main screen will offer you the following options. As a first time user, suggest the following sequence to update information.

1) Update your personal profile using the option 'Profile'

Ensure that you have updated your email address and other personal information. This is essential in case you need to retrieve your login credentials.



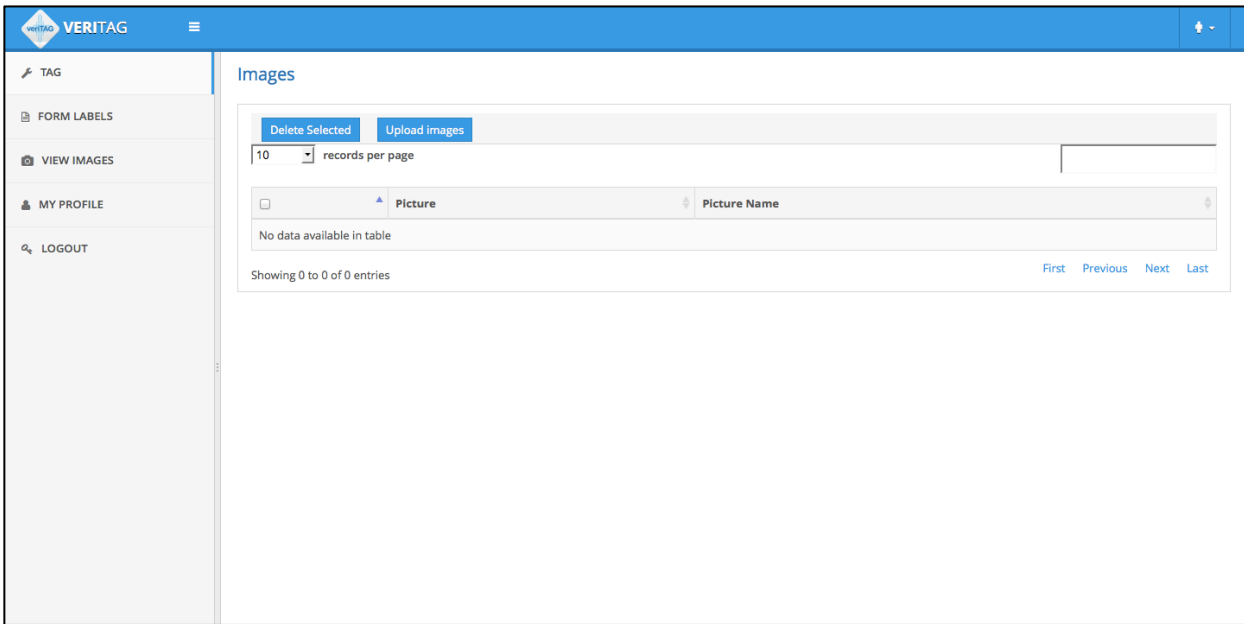
The screenshot shows the 'My Profile' page in the veriTAG system. The page has a blue header with the veriTAG logo and a navigation menu on the left. The main content area contains a form with the following fields:

- Customer User ID * (myTAG10201310A05)
- Customer password* (*****)
- Email address *
- Customer Name *
- Type of Customer * (MASS)

A blue 'Submit' button is located at the bottom right of the form.

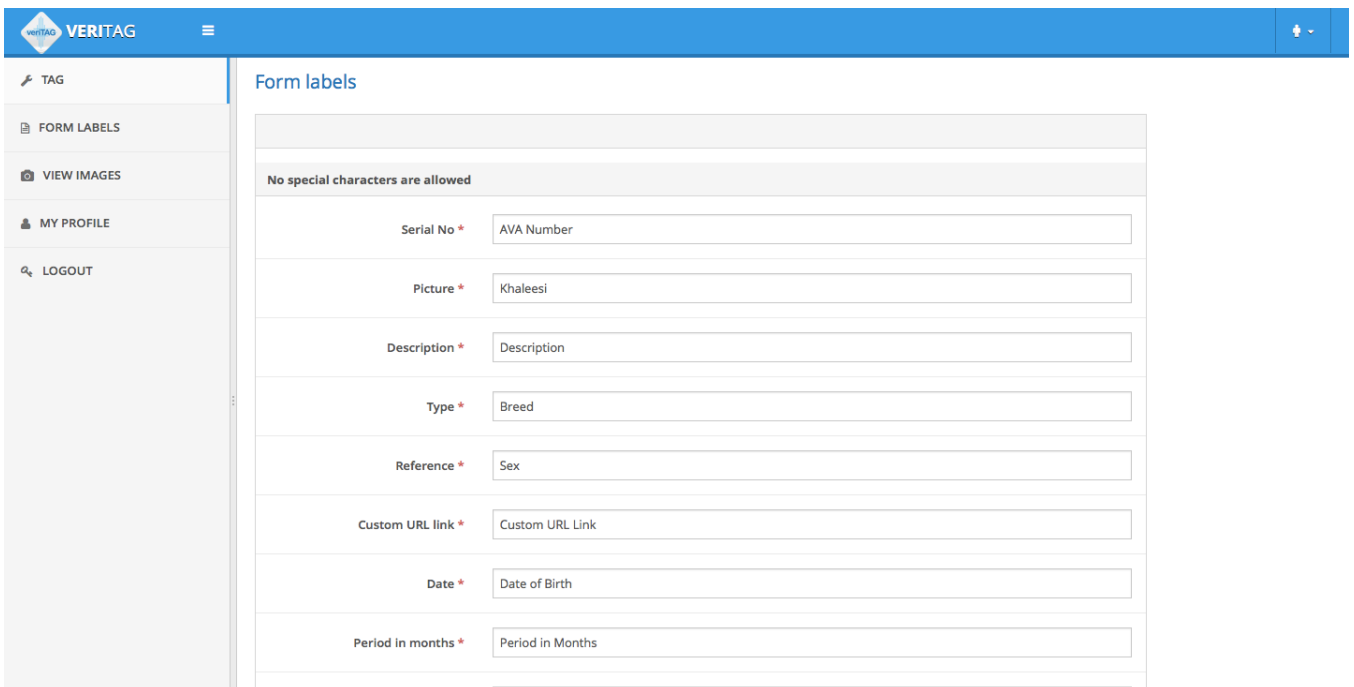
2) Upload images using the option 'View Images'

Facility to allow you to upload images which can linked to tags.



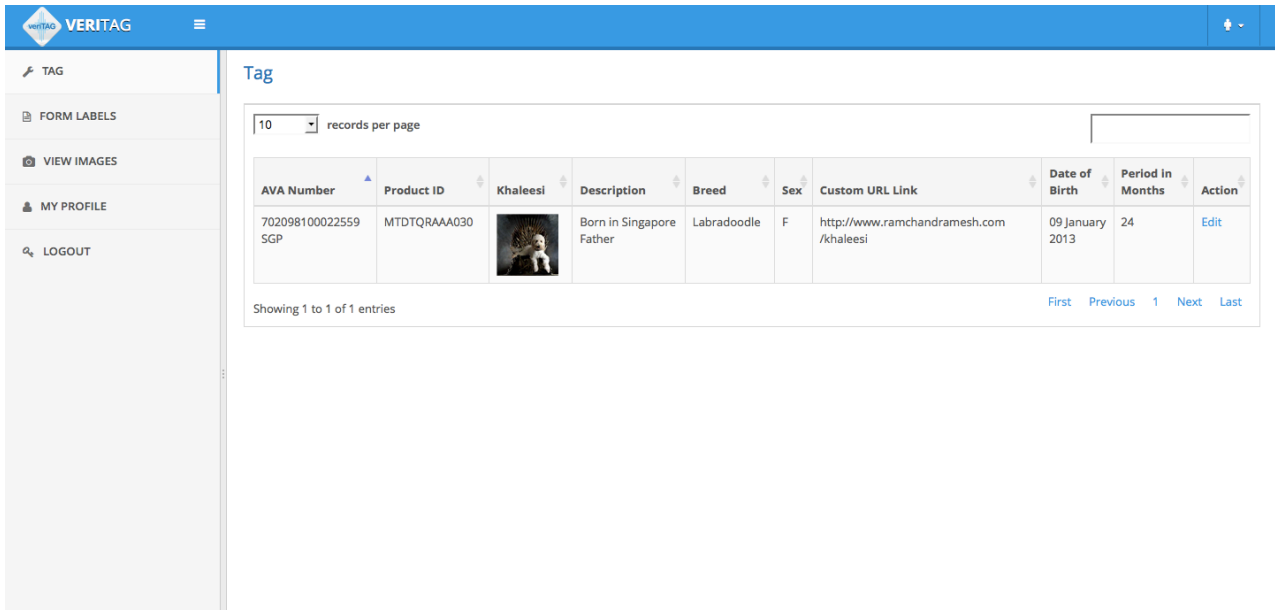
3) Update from labels using the option 'Form Labels'

Facility to change the pre-programmed field headers to headers of your choice. Headers cannot have null values.




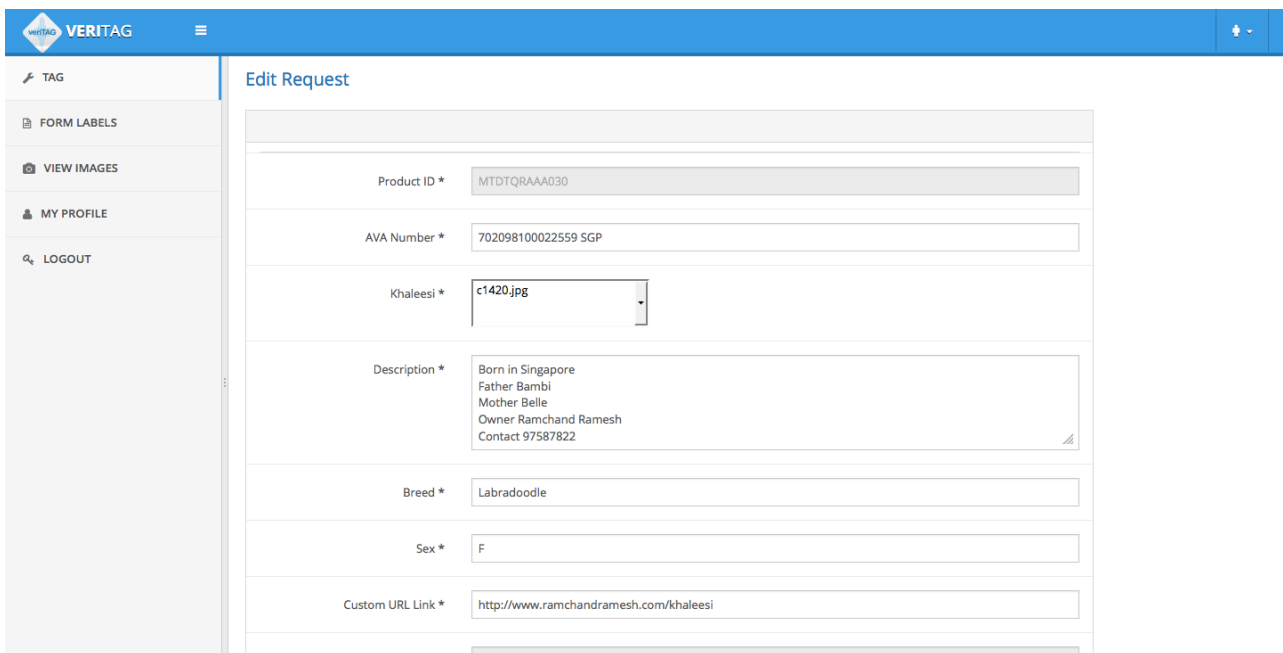
4) Update Tag information using the option 'Tag'

Facility to update all field values associated with the tag. All fields indicated with * must mandatorily have a value.



The screenshot shows the 'Tag' management page in the VERITAG system. The left sidebar contains navigation options: TAG, FORM LABELS, VIEW IMAGES, MY PROFILE, and LOGOUT. The main content area displays a table with one entry. The table has columns for AVA Number, Product ID, Khaleesi, Description, Breed, Sex, Custom URL Link, Date of Birth, Period in Months, and Action. The entry details are: AVA Number 702098100022559 SGP, Product ID MTDTQRAAA030, Khaleesi (with a small image), Description 'Born in Singapore Father', Breed 'Labradoodle', Sex 'F', Custom URL Link 'http://www.ramchandramesh.com/khaleesi', Date of Birth '09 January 2013', and Period in Months '24'. Below the table, it indicates 'Showing 1 to 1 of 1 entries' and provides navigation links: First, Previous, 1, Next, Last.

AVA Number	Product ID	Khaleesi	Description	Breed	Sex	Custom URL Link	Date of Birth	Period in Months	Action
702098100022559 SGP	MTDTQRAAA030		Born in Singapore Father	Labradoodle	F	http://www.ramchandramesh.com/khaleesi	09 January 2013	24	Edit



The screenshot shows the 'Edit Request' form in the VERITAG system. The left sidebar is the same as in the previous screenshot. The main content area displays a form with the following fields:

- Product ID *: MTDTQRAAA030
- AVA Number *: 702098100022559 SGP
- Khaleesi *: c1420.jpg
- Description *: Born in Singapore, Father Bambi, Mother Belle, Owner Ramchand Ramesh, Contact 97587822
- Breed *: Labradoodle
- Sex *: F
- Custom URL Link *: http://www.ramchandramesh.com/khaleesi